

Advanced Multi Plus

10-200kVA

Three-phase input

Three-phase output

Uninterruptible Power Supply

Main Features

- On-line double conversion
- Static and manual bypass
- Output power factor 0.9
- ZERO impact on source supply
- Input power factor >0.99
- Input current THDI $\leq 3\%$
- Parallel/redundant operation
- LCD screen
- Superior battery management
- 50 or 60Hz operation
- Wide input voltage range
- Programmable output
- Various battery options
- SNMP communication options
- Free software



ECONOMY MODE
increases efficiency to 98%



Tel: +44 (0)1920 871077
Fax: +44 (0)1920 871337
Email: sales@cetronicpower.com

Your satisfaction is our motivation
www.cetronicpower.com

SPECIFICATIONS

MODEL	AMP 10	AMP 12	AMP 15	AMP 20	AMP 30	AMP 40
Rated Power (kVA)	10	12	15	20	30	40
Power (kW)	9	10.8	13.5	18	27	36
INPUT						
Nominal voltage	380-400-415 Vac three-phase + N					
Nominal frequency	50 or 60 Hz					
Power factor	0.99					
Current distortion	THDI ≤3%					
BYPASS						
Nominal voltage	380 - 400 - 415 Vac three-phase + N					
Voltage tolerance	180 – 264 Vac (selectable)					
Nominal frequency	50 or 60 Hz (selectable)					
Frequency tolerance	Selected frequency ±5%					
OUTPUT						
Nominal voltage	380 – 400 – 415 Vac (selectable)					
Frequency	Selectable: 50 Hz or 60 Hz					
Power factor	0.9					
Static variation	± 1%					
Dynamic variation	± 3%					
Waveform	Sinusoidal					
Crest factor	3:1					
Voltage distortion	< 1% with linear load / < 3% with non-linear load					
Overload at Pf 0.8	125% for 10 minutes, 150% for 1 minute, 168% for 5 seconds					
BATTERIES						
Type	Sealed lead acid					
Charging time	6 hours					
OTHER FEATURES						
Weight (kg)	80/105(X)	82/110(X)	90/115(X)	90/115(X)	135	145
Dimensions (HxWxD)	930 x 320 x 840mm 1320 x 440 x 850mm(X)				1320 x 440 x 850mm	
Communication	USB / RS232 / Slot for communications interface					
Regulations	European directives LV 2006/95/CE Low Voltage Directive EMC 2004/108/CE Electromagnetic Compatibility Directive Standards: Safety IEC EN 62040-1; EMC IEC EN 62040-2 C2 Classification according to IEC 62040-3 VFI – SS - 111					
Ambient temperature	0°C / +40°C					
Relative humidity	90% non-condensing					
Colour	Dark grey RAL 7016					
Noise level	< 52 dBA at 1m				< 40 dBA at 1m	

Specifications subject to change prior to notice

MODEL	AMP 60	AMP 80	AMP 100	AMP 125
Rated Power (kVA)	60	80	100	120
Power (kW)	54	72	90	112.5
INPUT				
Nominal voltage	380-400-415 Vac three-phase + N			
Nominal frequency	50 or 60 Hz			
Power factor	0.99			
Current distortion	THDI ≤3%			
BYPASS				
Nominal voltage	380 - 400 - 415 Vac three-phase + N			
Voltage tolerance	180 – 264 Vac (selectable)			
Nominal frequency	50 or 60 Hz (selectable)			
Frequency tolerance	Selected frequency ±5%			
OUTPUT				
Nominal voltage	380 – 400 – 415 Vac (selectable)			
Frequency	Selectable: 50 Hz or 60 Hz			
Power factor	0.9			
Static variation	± 1%			
Dynamic variation	± 3%			
Waveform	Sinusoidal			
Crest factor	3:1			
Voltage distortion	< 1% with linear load / < 3% with non-linear load			
Overload at Pf 0.8	125% for 10 minutes, 150% for 1 minute, 168% for 5 seconds			
BATTERIES				
Type	Sealed lead acid			
Charging time	6 hours			
OTHER FEATURES				
Weight (kg)	190	200	220	250
Dimensions (HxWxD)	1600 x 500 x 850mm			1600 x 650 x 840mm
Communication	USB / RS232 / Slot for communications interface			
Regulations	European directives LV 2006/95/CE Low Voltage Directive EMC 2004/108/CE Electromagnetic Compatibility Directive Standards: Safety IEC EN 62040-1; EMC IEC EN 62040-2 C2 Classification according to IEC 62040-3 VFI – SS - 111			
Ambient temperature	0°C / +40°C			
Relative humidity	90% non-condensing			
Colour	Dark grey RAL 7016			
Noise level	< 63 dBA @ 1m			

Specifications subject to change prior to notice

MODEL	AMP 160	AMP 200
Rated Power (kVA)	200	200
Power (kW)	200	200
INPUT		
Nominal voltage	380-400-415 Vac three-phase + N	
Nominal frequency	50 or 60 Hz	
Power factor	0.99	
Current distortion	THDI ≤2.5%	
BYPASS		
Nominal voltage	380 - 400 - 415 Vac three-phase + N	
Voltage tolerance	180 – 264 Vac (selectable)	
Nominal frequency	50 or 60 Hz (selectable)	
Frequency tolerance	Selected frequency ±5%	
OUTPUT		
Nominal voltage	380 – 400 – 415 Vac (selectable)	
Frequency	Selectable: 50 Hz or 60 Hz	
Power factor	1	
Static variation	± 1%	
Dynamic variation	± 3%	
Waveform	Sinusoidal	
Crest factor	3:1	
Voltage distortion	< 1% with linear load / < 3% with non-linear load	
BATTERIES		
Type	Sealed lead acid	
Charging time	6 hours	
OTHER FEATURES		
Weight (kg)	450	460
Dimensions (HxWxD)	1900mm x 850mm x 1050mm	
Communication	USB / RS232 / Slot for communications interface	
Regulations	European directives LV 2006/95/CE Low Voltage Directive EMC 2004/108/CE Electromagnetic Compatibility Directive Standards: Safety IEC EN 62040-1; EMC IEC EN 62040-2 C2 Classification according to IEC 62040-3 VFI – SS - 111	
Ambient temperature	0°C / +40°C	
Relative humidity	90% non-condensing	
Colour	Dark grey RAL 7016	
Noise level	< 50dBA @ 1m	

Specifications subject to change prior to notice

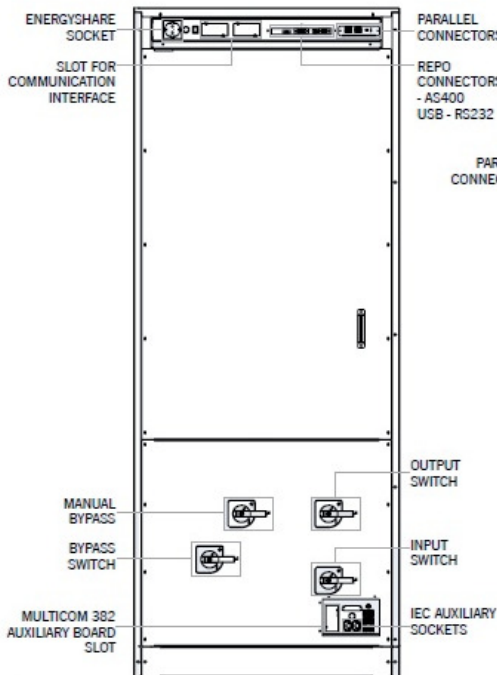
Optional Extras

- SNMP Network Interface Card
- Relay Card (Volt-free contacts)
- Parallel Redundant Operation
- Separate Bypass Input Supply
- Galvanic Isolation Transformers
- External Manual Bypass Switch
- Extended Battery Back-Up Times
- Service and Maintenance Plans

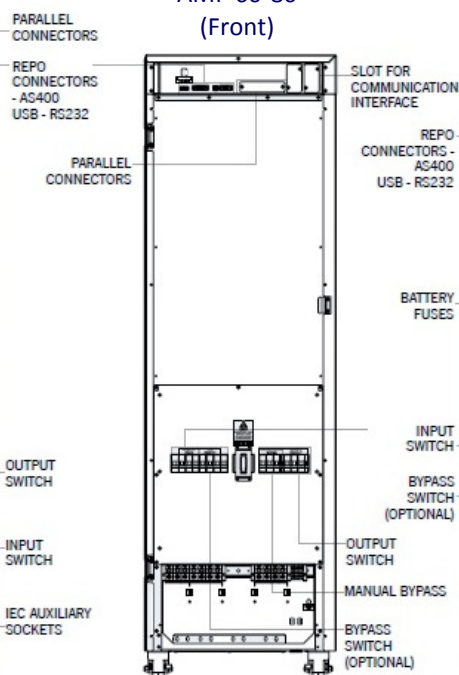


ON-LINE	The inverter is on-line at all times to ensure the load is fully protected.
ECONOMY	The load is powered from the bypass. If the mains deviate outside tolerance, the load is transferred to inverter. When the mains return within tolerance, the load is re-transferred to bypass.
SMART ACTIVE	The UPS decides whether to operate in economy or on-line mode depending upon the quality of the mains supply.
STANDBY-OFF	The load is not powered until a mains failure occurs, at which time the load is powered by the inverter using battery power.

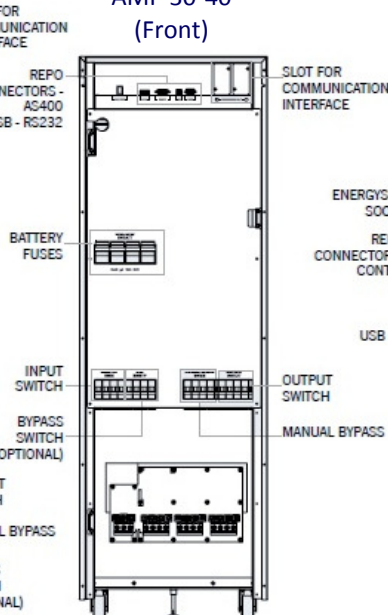
AMP 100-120
(Front)



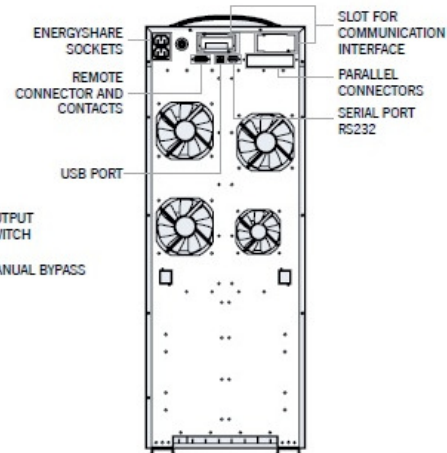
AMP 60-80
(Front)



AMP 10-20(X)
AMP 30-40
(Front)



AMP 10-20
(Rear)



Issue 09/15



Tel: +44 (0)1920 871077
Fax: +44 (0)1920 871337
Email: sales@cetronicpower.com



Your satisfaction is our motivation
www.cetronicpower.com